



**PRECISION**<sup>™</sup>  
SURFACE INDUSTRIES

# Faucet Hole Layout Form

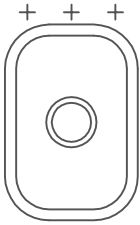
Date: \_\_\_\_\_/\_\_\_\_\_/\_\_\_\_\_

Job Name: \_\_\_\_\_

Your Name: \_\_\_\_\_

Signature: \_\_\_\_\_

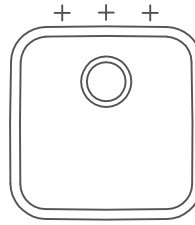
Please circle your choices.



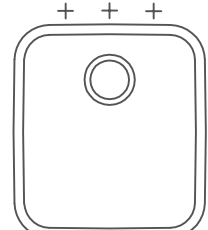
Corian® 802



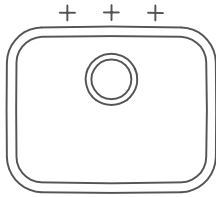
Corian® 809



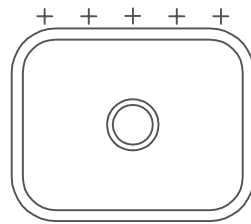
Corian® 804



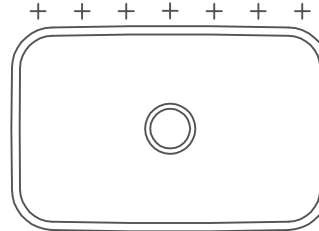
Corian® 805



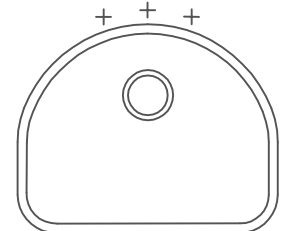
Corian® 859



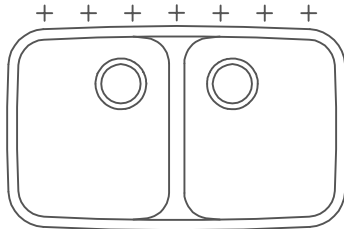
Corian® 871



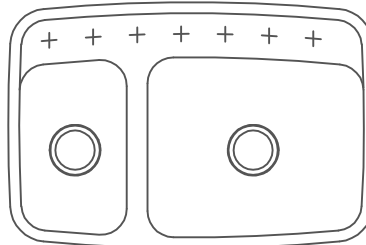
Corian® 881



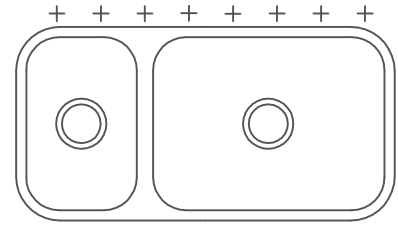
Corian® 901



Corian® 850

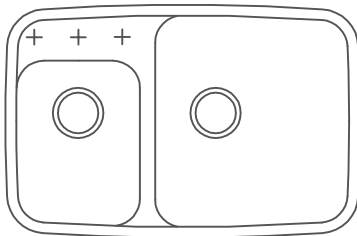


Corian® 872

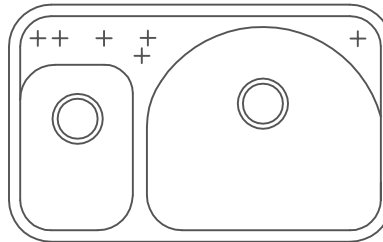


Check if reverse

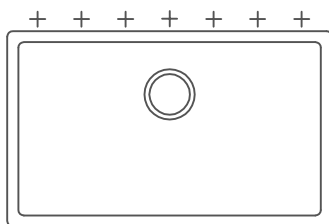
Corian® 873



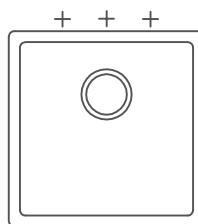
Corian® 874



Corian® 902



Corian® 966 Angelo



Corian® 965 Metro

Please note: Hole spacings are drawn 4" apart. If you would like different spacings, please notate on this page. All faucet holes are drilled standard 1 3/8".

Revised: 01-31-2009